



State of Louisiana

BOARD OF PARDONS AND PAROLE

NOTICE AND AGENDA

PARDON HEARING DOCKET: October 18, 2021

The Board of Pardons (Pardon Board) will meet and conduct pardon hearings on the day of Monday, October 18, 2021. These meetings will be conducted by video conference using ZOOM. The offender or applicant will not be physically present, but will meet with the Pardon Board through video conference from their current correctional institution or home location (for non-incarcerated applicants). The Pardon Board virtual waiting room will open at 8:00 AM. If attending in person, you should join the meeting 15 minutes prior to the start time. If you are unable to attend the hearing and wish to know the results, please contact the Pardon Board office at (225) 342-5421 or (225)342-5422, after the date of the hearing.

Pursuant to the Public Meeting Law, the Pardon Board may go into Executive Session to discuss confidential information relative to the referenced case.

The Department of Public Safety and Corrections maintains a database for victims of crimes and if a victim wishes to do so, they can register with the department. Once registered, a victim will be notified of certain changes in the status of the convicted offender. If you are not registered and would like to be, you can contact Crime Victims Services Bureau by calling (225) 342-1056 or download a copy of the registration form from the Victim Services page on the agency website at <http://www.doc.louisiana.gov/>.

You may choose to participate in the hearing process through ZOOM Video Conferencing on a PC, Mac, Linux, iOS or Android device or by TELEPHONE. If you do not plan to speak, and wish only to observe, you can watch the hearing live at [Youtube](#). You can also visit our website [here](#) for more information pertaining to upcoming Pardon and Parole hearings.

Public Comment:

There are two options to provide public comment for the Pardon Hearing, of which you have interest, prior to or during the meeting. See the process below for both options. Any public comment received will be read during the meeting, except those provided by victims, which will be kept confidential.

Prior to the Meeting:

- Emailing the Board, a Video and/or letter, up to 5:00 pm on the day before the hearing. All emails must be submitted to ParoleBoard@La.gov and must include the offender's name and DOC number, your name and a statement. If you will be attending or wish to speak during the meeting, please indicate in your email and you will be addressed during the meeting.
- Mail in a letter and/or video to the Pardon Board at P.O. Box 94304, Baton Rouge, LA 70804.

During the Meeting:

- If you choose to participant live through ZOOM, please see the attached instructions for attending through [ZOOM](#). The meeting ID # is: 986-320-2809. You can also access the meeting using this link: <https://ladoc-adm.zoom.us/j/9863202809>
- Once in the meeting room, inform staff if you would like to speak.
- If you choose to participating by phone, you will dial 1(669)900-6833 or 1(646)876-9923 and enter the meeting ID# shown above.

If there are any question regarding the instructions above, please contact (225) 342-5421 or (225) 342-6622. You are encouraged to test your device prior to the meeting to ensure there are no connectivity problems.

Please refer to the Board's webpage at [Board of Pardon/Committee on Parole](#) for specific docket information.

If special accommodations are needed, please email ParoleBoard@La.gov or call the Board office at 225-342-6622.



NOTICE AND AGENDA
LOUISIANA BOARD OF PARDONS
REGULAR MEETING
Monday, October 18, 2021
8:30 am

The Louisiana Board of Pardons will meet on Monday, October 18, 2021, at 8:30 am through video conference using ZOOM. Please see the above agenda for meeting ID#.

Please silence your cell phones before entering the meeting.

1. Call to Order
2. Roll Call
3. Public Comment (allowed on request before any action item)
4. Regular Business
 - Review and Approval of Minutes, Monday, September 27, 2021 Regular Meeting
 - Consideration of applications for clemency (see docket at doc.la.gov)
 - Note: Administrative review of clemency applications will take place on October 25, 2021.
5. New Business
6. Adjournment

The Board may convene an Executive Session at any time to discuss information that is confidential and not subject to public disclosure.

*If special accommodations are needed, please visit DOC.LA.GOV for Board contact information.
Contact person: John Poche at 225-342-5421*



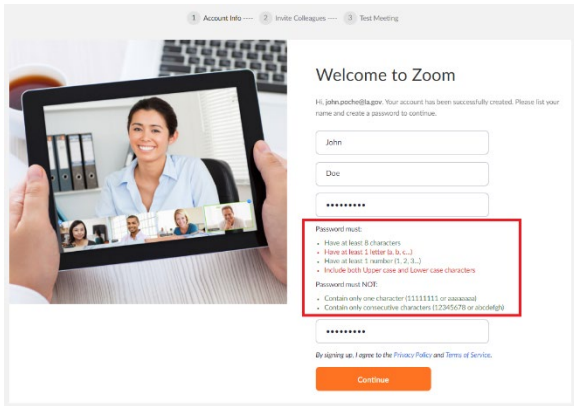
LOUISIANA BOARD OF PARDONS

HEARING DOCKET: October 18, 2021 – 8:30 AM

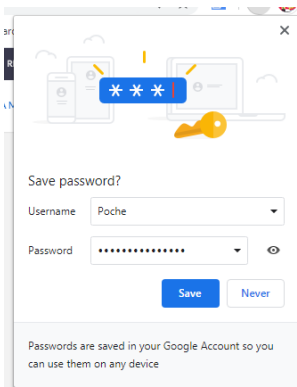
**Hearing Location: LA Department of Public Safety & Corrections, Headquarters Complex
504 Mayflower Street, Baton Rouge, LA 70802, 225.342.5421**

Assigned	Applicant's Name	DOC #	Request/Location	JDC/Location	Offense	Vote
1.	CAMPBELL, GREGORY	566293	PWF RELEASED	19 TH JDC EBR	Theft over \$500	
2.	MCLIN, DIERDRE E. ATTY: ERIC PITTMAN	595290	PWF RELEASED	21 ST JDC LIVINGSTON	Operation of a Clandestine Lab	
3.	STEVENS, PATRICIA	218342	PWF RELEASED	20 TH JDC EAST FELICIANA	Theft over \$500	
4.	CARRABY, HARRY	566210	CTO CONCORDIA P.D.C.	29 TH JDC ST. CHARLES	Manslaughter	
5.	HAMM, JESSIE L.	478792	CTO TENSAS P.D.C.	6 TH JDC ST. TAMMANY	Aggravated Battery-Habitual, Possession of a Firearm or CCW by a Convicted Felon	
6.	ALCINDOR, GREGORY	119887	CTO LSP	ORLEANS	First Degree Murder	
7.	FRANKLIN, JOE L.	307189	CTO LSP	ORLEANS	Second Degree Murder	
8.	GALLOW, DONALD	126280	CTO LSP	13 TH JDC EVANGELINE	Second Degree Murder; Simple Burglary, Theft over \$500	
9.	THOMPkins, ROYAL	105108	CTO LSP	26 TH JDC BOSSIER	Second Degree Murder-2 counts	
10.	WOMACK, RONEY B.	131946	CTO LSP	4 TH JDC OUACHITA	Second Degree Murder	

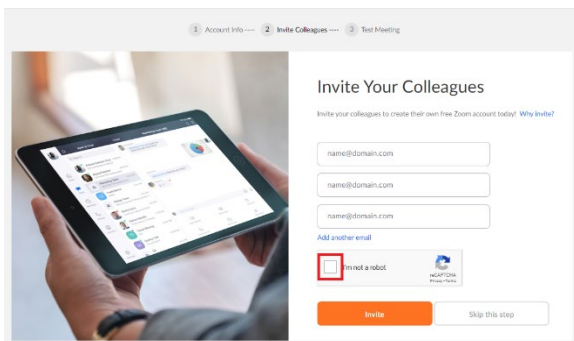
CTO=Commutation of Sentence - PWF=Pardon with Restoration of Firearms - PWOFF=Pardon without Restoration of Firearms - Released=Not incarcerated



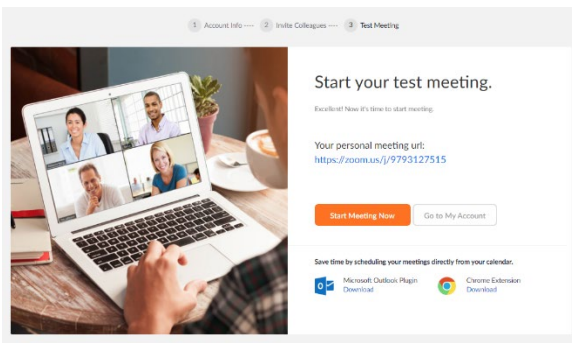
If prompted, allow your web browser to save the username and password



Click the check box below and then the “Skip this step” button:




You are done setting up your profile. You can now click on “Go to my Account” to change your settings.

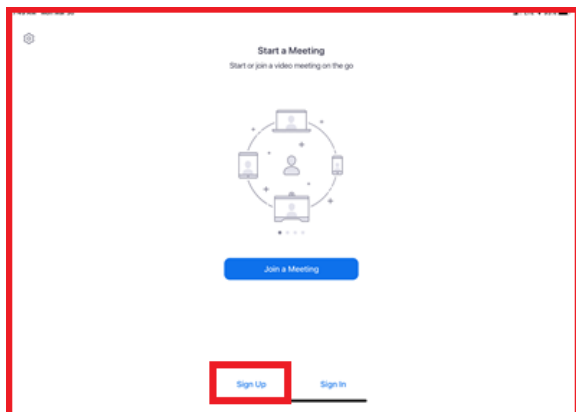


(B) Zoom App

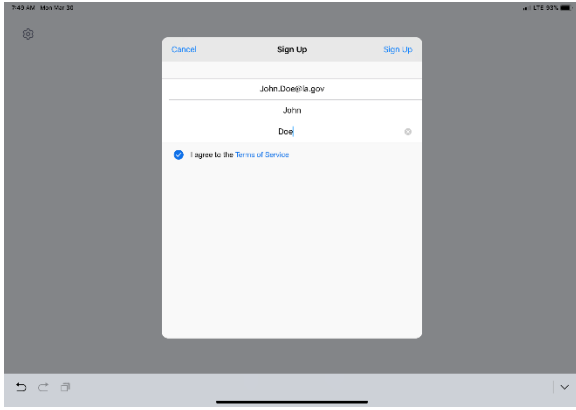
Download the Zoom App from the App Store:



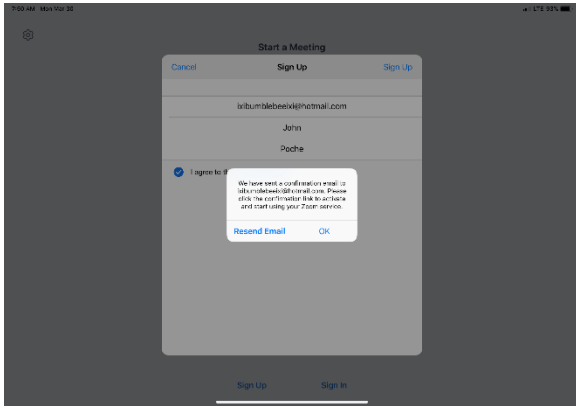
Click on Sign up to create a new profile or Sign in if you already have a profile associated with your @La.gov e-mail.



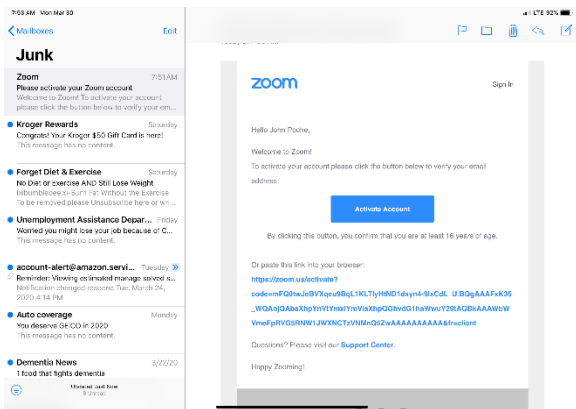
Fill in the information below using your @La.gov address:



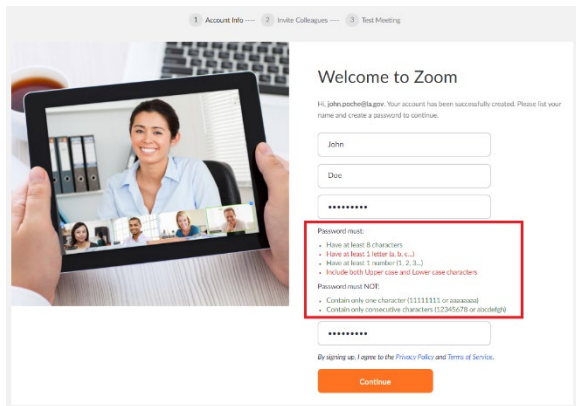
Check your e-mail before exiting this screen. If you did not receive the e-mail notice, click to resend the notice. Also, check your junk e-mail box as the notice may have been sent there.



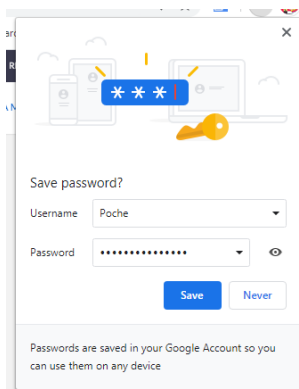
Once you receive the email, click activate your account. This will open up your web browser to complete your profile.



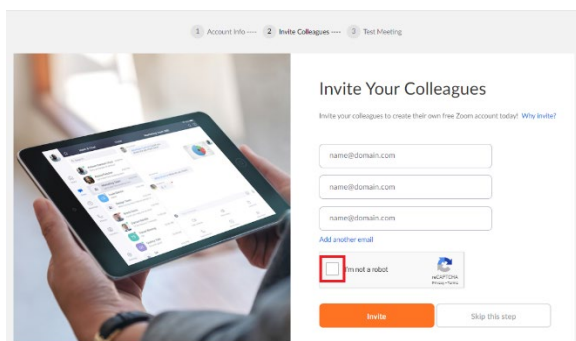
When clicking on activate account, it should open up a profile creator in your web browser. Enter you First and Last name and password following the instructions outlined in red for your password.



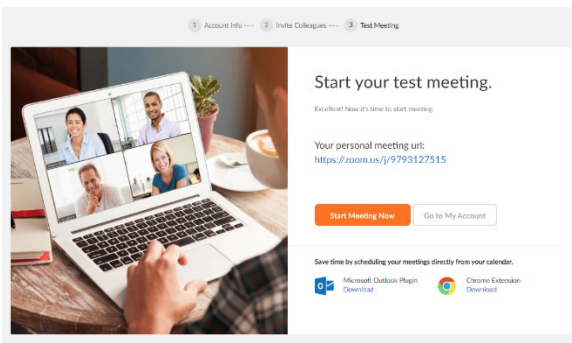
If prompted, allow your web browser to save the username and password



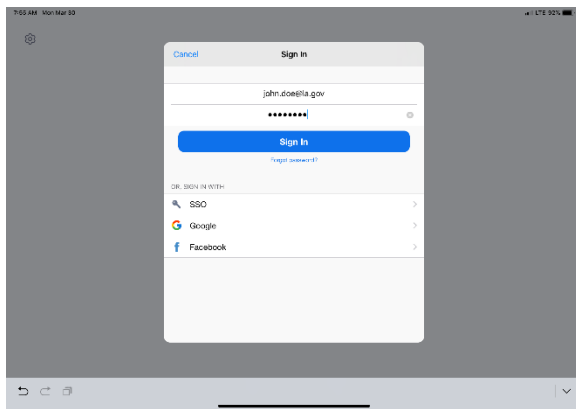
Click the "check box" below and then the "Skip this step" button:



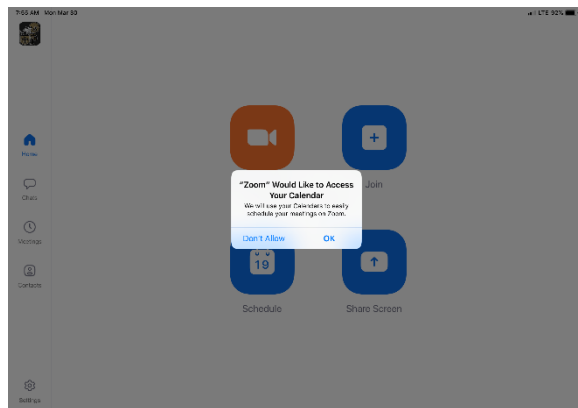
You are done setting up your profile. You can now click on “Go to my Account” to change your settings.



Once you have filled out your profile you can now reopen your zoom app and sign in with your e-mail address and password.



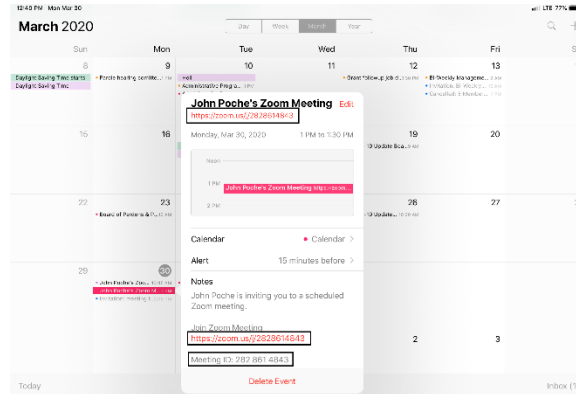
Click OK to allow Zoom to access your camera and Microphone.



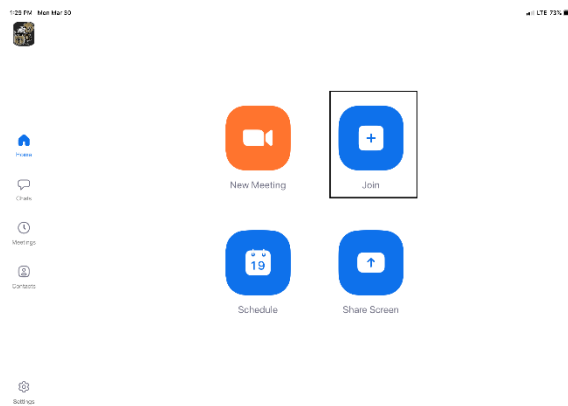
You are now setup for Zoom conference calls!!

Joining a Meeting:

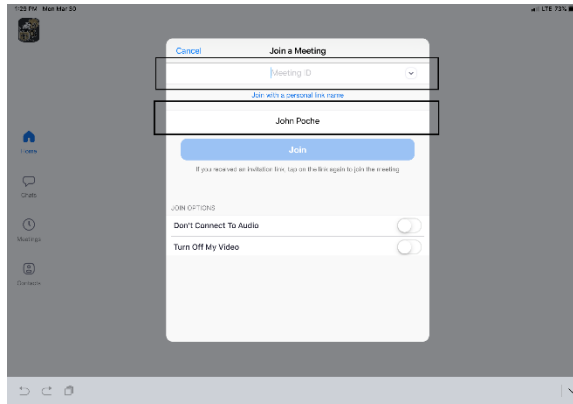
You can click the meeting address from your calendar. This will bring you straight into the meeting without needing a meeting ID or Password:



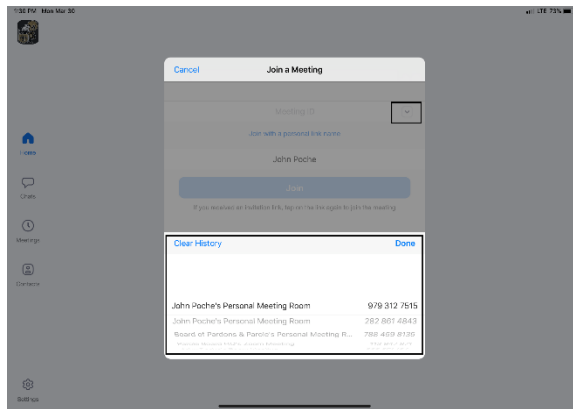
You can also click on Join from the main screen. In the Zoom App click on Join:



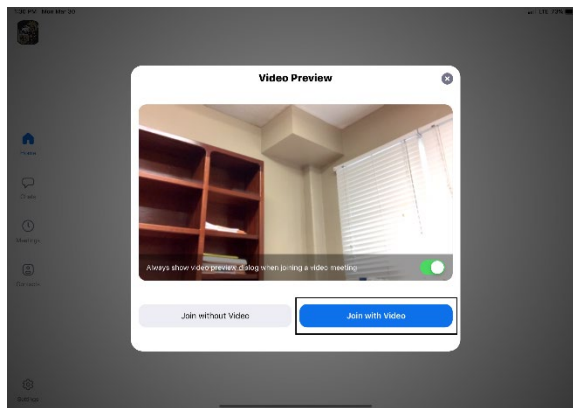
Enter your meeting ID and Name. The meeting ID number will be located on the invitation and a password may be required by the host:



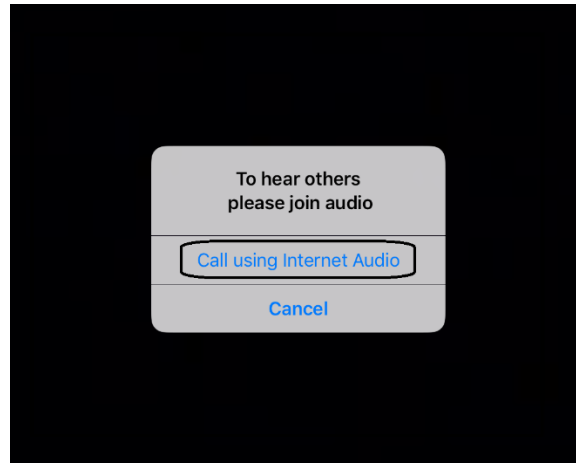
The dropdown arrow next to Meeting ID will show your previous rooms you have joined. This may help if you are continually joining the same room ID numbers:



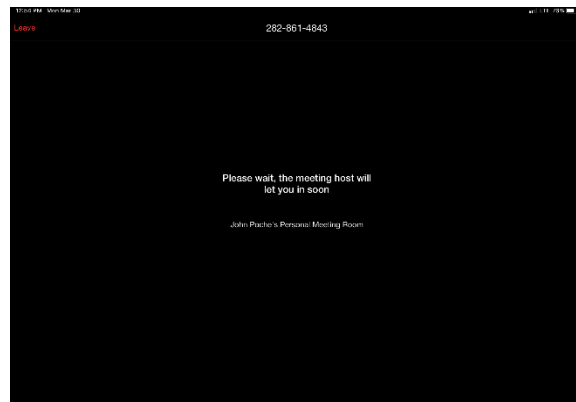
Click on Join with Video to enter the room:



Click on Call using Internet Audio:

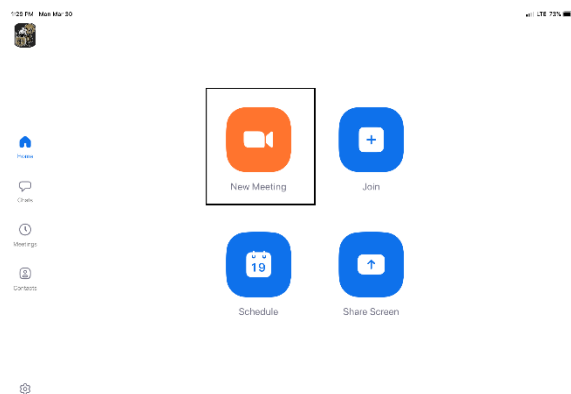


You may also see the screen below indicating that you are waiting for the host to allow you into the room:

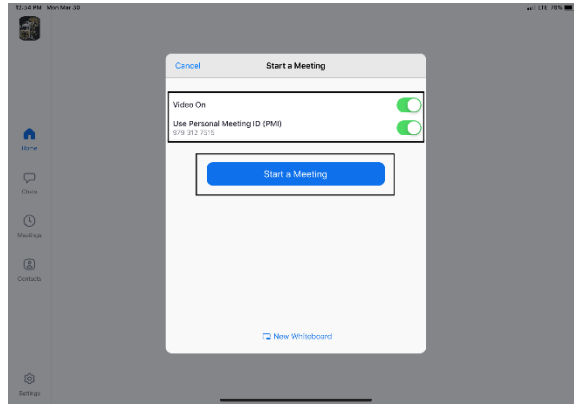


Hosting a Meeting:

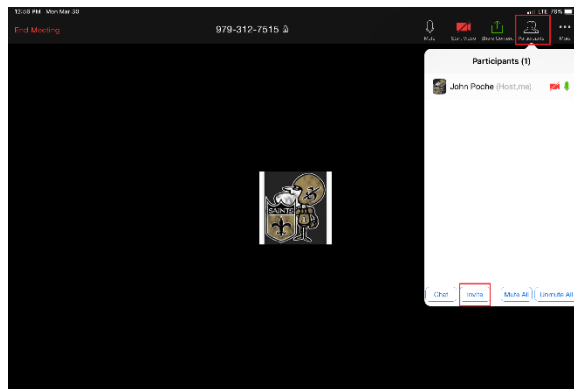
In the Zoom app click New Meeting:



Turn Video and PMI slider to on. The PMI is your personal meeting ID and will be the room ID if turned on. If you chose not to turn on the PMI, Zoom will create a random meeting ID number:

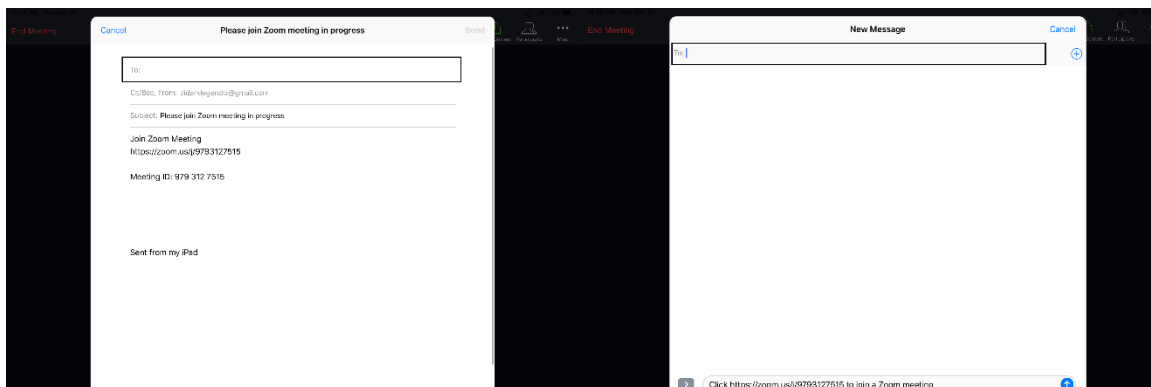


Click on Participants to see who is in the room and the Invite button to invite guest through e-mail or direct message:



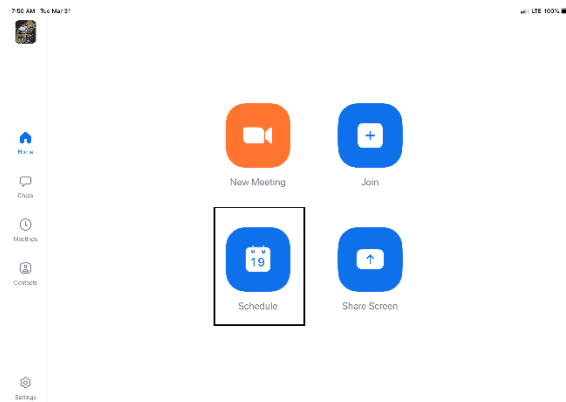
Left Side: Inviting by e-mail. You should have access to your e-mail contact list and be able to add the e-mail address to the “To” line and then hit send to invite them.

Right Side: This is for direct message. It will access your phone number list and send the invite through text.



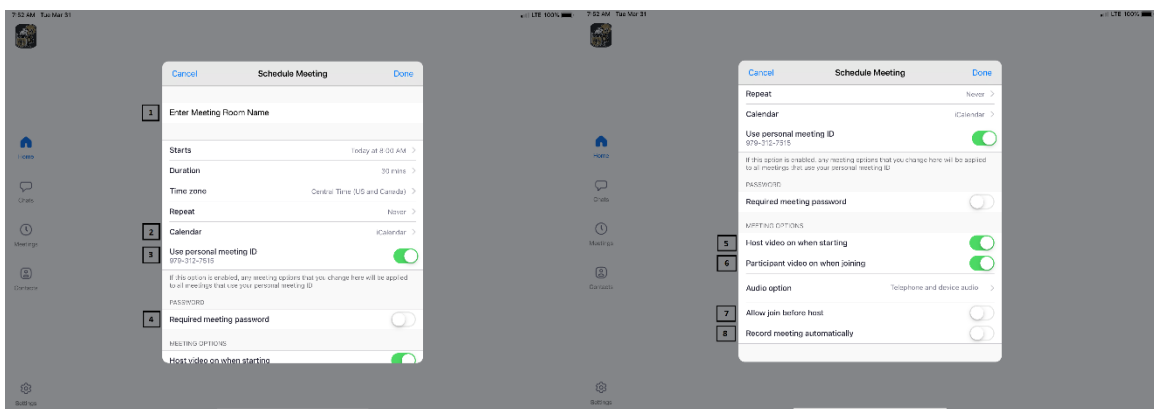
Scheduling a Meeting:

In the Zoom App click on Schedule:

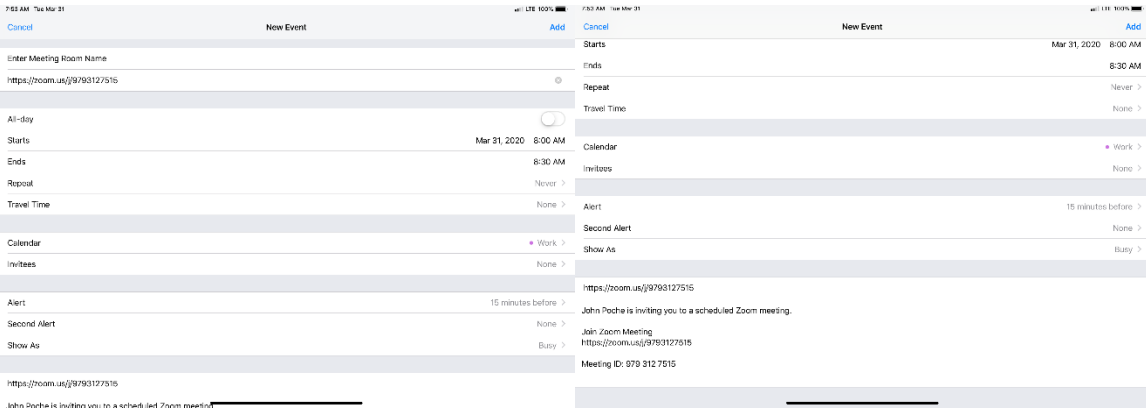


The next screen will set the criteria for your meeting:

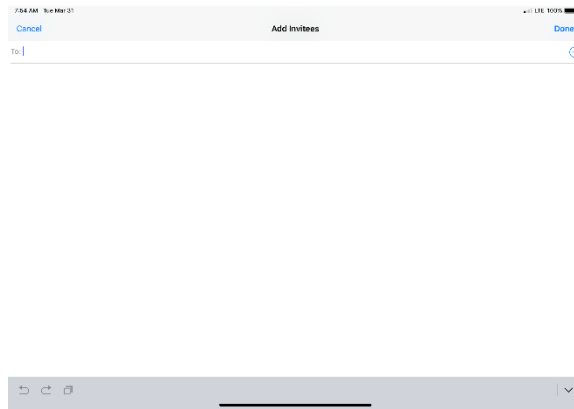
1. The room name will default to your user ID name (Example: Jon Doe's Meeting Room). You can change this room name to your liking.
2. Chose what calendar you want to use
3. If you chose yes, you will use your personal ID number as the meeting room ID. Otherwise, it will generate a random meeting room ID.
4. Select if you would like to set a password
5. This will start you video automatically when you join
6. This will start the participant's video automatically when they join
7. If selected it will let the participant join into the room before the host. Otherwise, the participant will be waiting for the host to start the meeting before there video feed starts.
8. This will record meeting automatically on your local device.



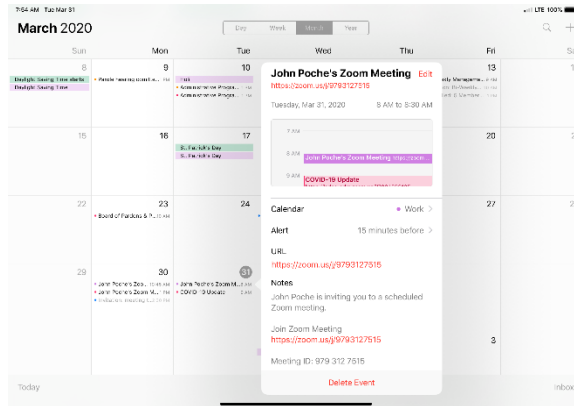
The next screen is a summary of your selections. You can click on the "Invitees" section to invite participants into the meeting:



You can see the screen below if the invite button is selected. You can invite through text or e-mail. Select done once completed and then Add to finish scheduling your meeting:



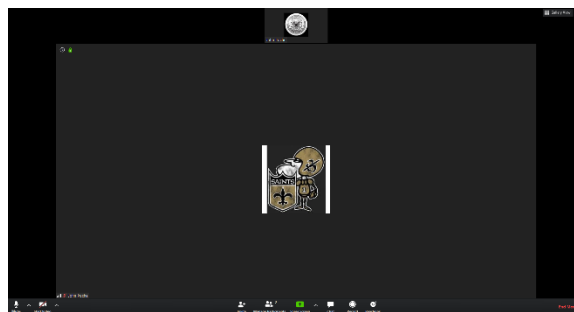
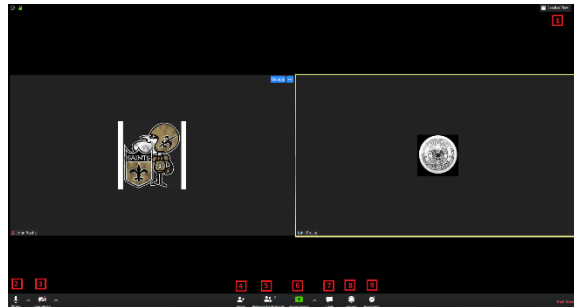
Your meeting is now scheduled and you can go to your calendar and see the event logged:



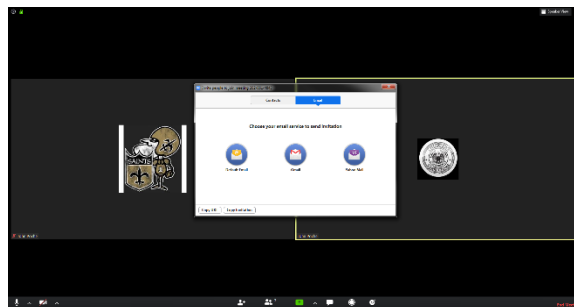
Features:

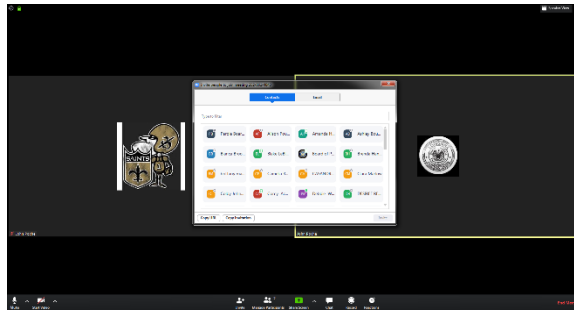
Main Screen:

1. The View can be changed from [Speaker View](#) to [Gallery View](#). Gallery View will allow you to see all participants and Speaker View will continuously change the camera to the current speaker.
2. Mute Button and Audio input selector
3. Stop video will cut off your camera feed. You can also select other video input sources from here.
4. [Used to invite participants into the meeting](#)
5. [Used to see and manage all participants in the meeting](#)
6. Used to Share your screen with all participants
7. Used to Chat with the group or pick a participant to have a private chat.
8. Records the meeting upon ending
9. Allows you to react with a “Thumps Up” and/or “Clap” emoji.

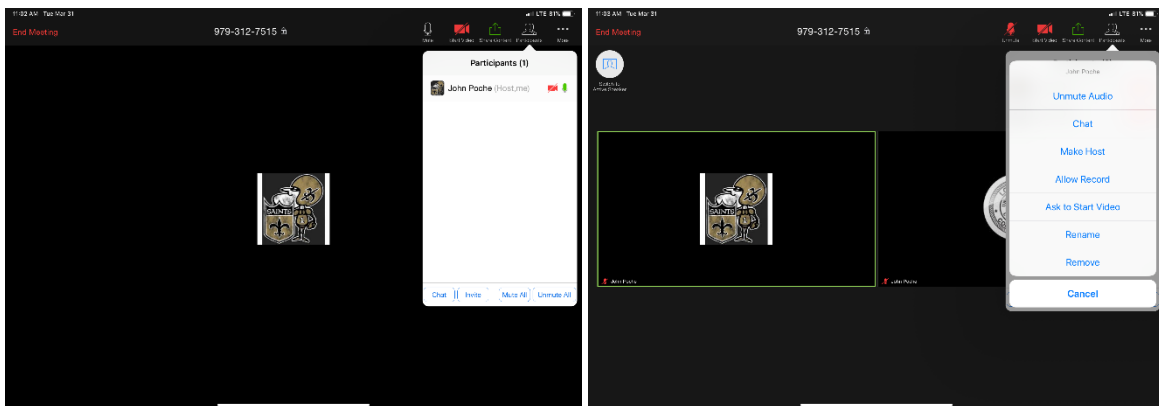


To invite participants, click on the Invite button and you will see the below options. You can invite through [e-mail](#) and [Direct Message](#). You can also use the “Copy URL” or “Copy Invitation” buttons to send your own text or e-mail message.

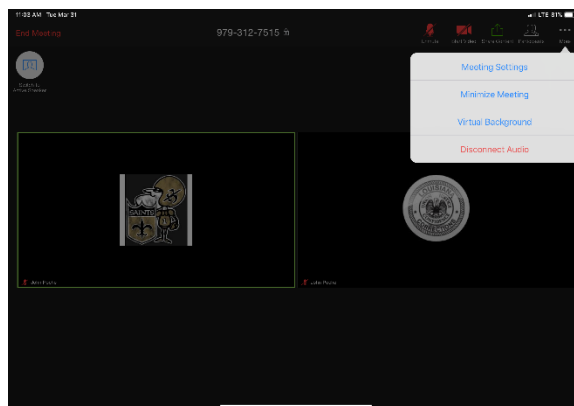




Participants Tab - You can click here to see all participants in the meeting. Clicking on a participant will give you the options to mute them, start a private chat, give them host, ask them to start their video feed, rename them and remove them from the meeting:



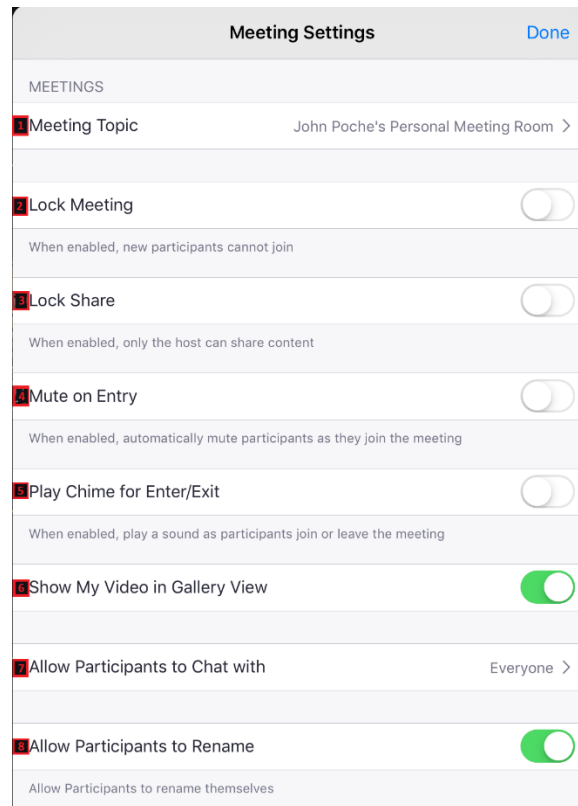
The “More” tab will give you the options to Minimize the window, add a Virtual Background and enter the [meeting settings](#):



Meeting Settings:

1. Meeting Topic -Change the meeting room name
2. Lock Meeting - makes it unable to be joined
3. Lock Share - locks the sharing option to only the host

4. Mute on Entry- mutes all participants upon entering the room
5. Play a chime every times someone enters and/or exits the meeting
6. Determines how the video layout will start
7. Determines how the participants can interact through chat
8. Allows the participants to rename themselves while in the meeting



The END
